



4 - 6 Beds

2.5 - 4.5 Baths

3,274 - 7,485 Sq Ft

The Lexington II plan features the highly sought after first floor master suite floor plan starting at 3,274 sq. ft. with the capability of up to 7,485 sq. ft. and up to 6 bedrooms. Choose from hundreds of luxury options and finishes to design your dream...gourmet kitchen, stone or modern fireplaces, dual masters, 2nd floor rec room, spa baths, and basements made for entertaining with theater room, wet bar and much more!

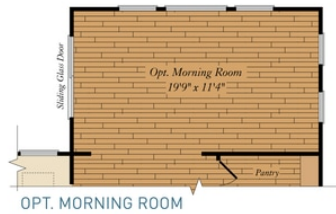
Available Elevations



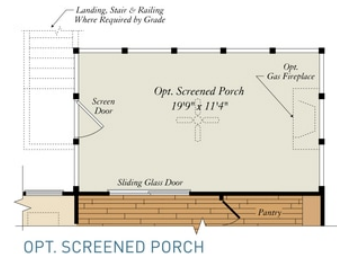
FIRST FLOOR



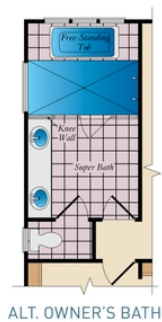
OPT. SITTING ROOM



OPT. MORNING ROOM



OPT. SCREENED PORCH



ALT. OWNER'S BATH

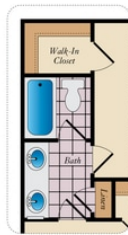


OPT. BOX BAY

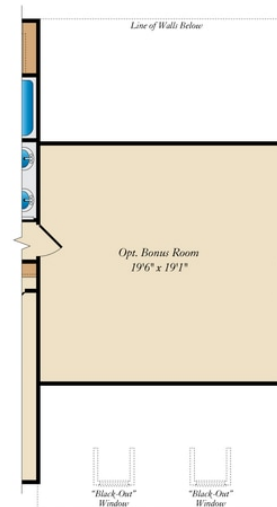


OPT. SIDE LOAD GARAGE

SECOND FLOOR



OPT. BATH #3



OPT. BONUS ROOM

Brick/stone fronts, chimneys, bay windows, keystones, exterior trim, garage doors, light fixtures, dormers, and gables shown on elevations are optional features. Actual product specifications may vary in dimension or detail from these drawings. This insert is for illustrative purposes only and is not part of the legal contract. All dimensions are approximate. Many available options are not shown.



BASEMENT

