



**3 - 4 Beds**

**2.5 - 4.5 Baths**

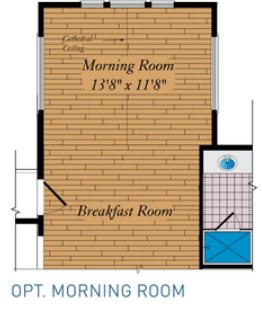
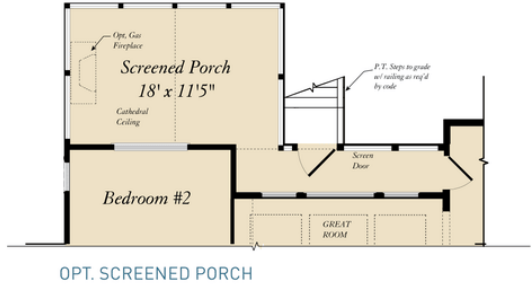
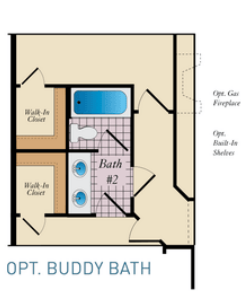
**2,614 - 5,377 Sq Ft**

The Charleston II is an expansive ranch home plan. Beautiful foyer open to formal dining room and flex room which makes for a great in home office. Huge family room with natural light wall of windows. Chefs kitchen with large island open to family room and breakfast. This home has a spa like owners suite with huge soaking tub and separate shower. His and her vanities and nice sized closet. 6 foot drop zone in mudroom makes a great catch all. This ranch can also be turned into a two story home. You can add a bonus room, craft area, additional full bath and a 4th bedroom.

## Available Elevations



FIRST FLOOR



Brick/stone fronts, chimneys, bay windows, keystones, exterior trim, garage doors, light fixtures, dormers, and gables shown on elevations are optional features. Actual product specifications may vary in dimension or detail from these drawings. This insert is for illustrative purposes only and is not part of the legal contract. All dimensions are approximate. Many available options are not shown.

# SECOND FLOOR

