



**4 - 6 Beds**

**2.5 - 4.5 Baths**

**3,274 - 7,485 Sq Ft**

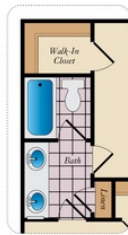
The Lexington II Craftsman plan features the highly sought after first floor master suite floor plan starting at 3,192 sq. ft. with the capability of up to 6,464 sq. ft. and up to 6 bedrooms. Choose from hundreds of luxury options and finishes to design your dream...gourmet kitchen, stone or modern fireplaces, dual masters, 2nd floor rec room, spa baths, and basements made for entertaining with theater room, wet bar and much more!

## Available Elevations

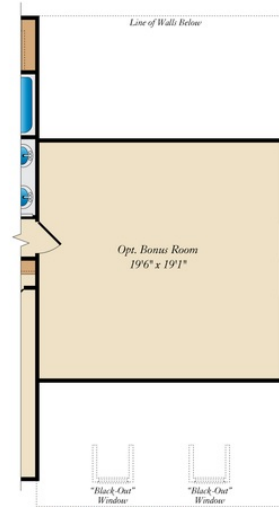




# SECOND FLOOR



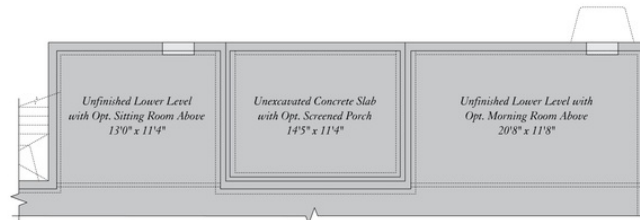
OPT. BATH #3



OPT. BONUS ROOM

Brick/stone fronts, chimneys, bay windows, keystones, exterior trim, garage doors, light fixtures, dormers, and gables shown on elevations are optional features. Actual product specifications may vary in dimension or detail from these drawings. This insert is for illustrative purposes only and is not part of the legal contract. All dimensions are approximate. Many available options are not shown.

BASEMENT



OPT. MORNING ROOM/ FAMILY SCREENED PORCH/ SITTING ROOM COMBO

