



4 - 5 Beds

2.5 - 4.5 Baths

2,720 - 4,729 Sq Ft

COMMUNITY CONTACT

16014 PITCH PINE COURT (GPS: WATSON ROAD & WOODVILLE ROAD)
 BRANDYWINE, MD 20613
 (301) 517-7314
 NONE

The Monterey II plan is a single family home starting at 2,720 square feet, with options for up to 4,729 square feet of living space. The home has a two car garage and several elevations to choose from including several with a covered front porch. Inside the home offers an open floor plan that is perfect for entertaining, with an option to extend the kitchen to add an oversized center island. This home is well-designed with plenty of options for buyers to design a dream family home.

Available Elevations



Brick/stone fronts, chimneys, bay windows, keystones, exterior trim, garage doors, light fixtures, dormers, and gables shown on elevations are optional features. Actual product specifications may vary in dimension or detail from these drawings. This insert is for illustrative purposes only and is not part of the legal contract. All dimensions are approximate. Many available options are not shown.

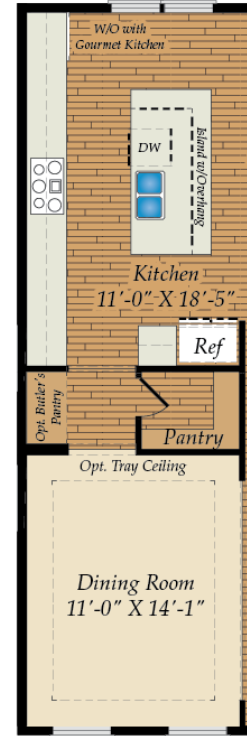
FIRST FLOOR



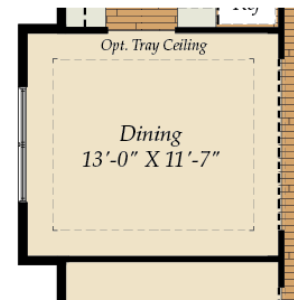
OPT. MORNING ROOM



OPT. SIDE LOAD GARAGE



OPT. EXTENDED KITCHEN



OPT. BOX BAY AT DINING

SECOND FLOOR

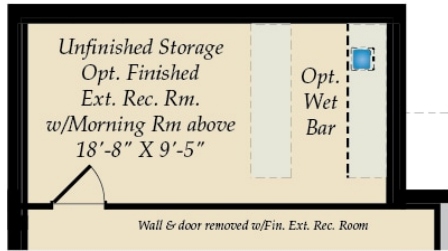


OPT. PRIMARY SPA BATH



OPT. BATH 3

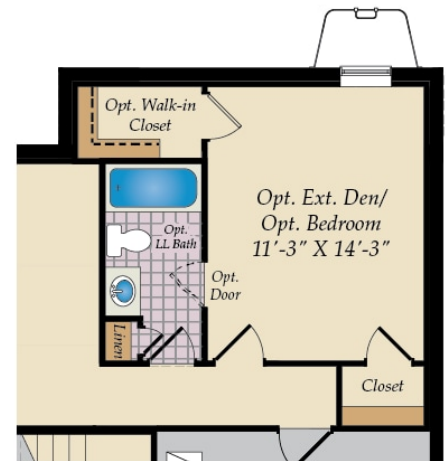
BASEMENT



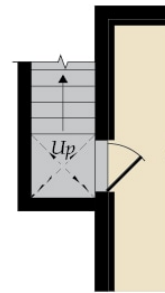
OPT. UNFINISHED STORAGE/OPT. FINISHED EXT. REC. RM. W/MORNING ROOM ABOVE



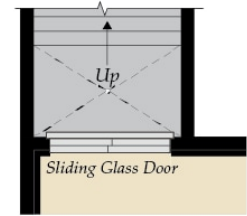
ELEVATION 4 - Shown with Opt. Brick



OPT. EXTENDED DEN



OPT. SIDE AREAWAY



OPT. DOUBLE AREAWAY